



Cover: Z78/28 navy



vincenzo

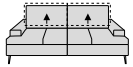
26500

vincenzo 265000 is characterised by exclusive charisma. This legendary charisma is further enhanced by comfort functions such as legrest function or seat depth adjustment.

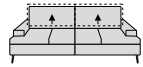


W.SCHILLIG

SOFAS



NL75
large sofa w/ seat
depth adj.

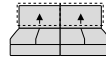


NL85
large sofa w/ seat
depth adj.

198/100/85/43
**leg rest fct. right =
FSR** (surcharge)
legrest fct. left = FSL
(surcharge)

218/100/85/43
**leg rest fct. right =
FSR** (surcharge)
legrest fct. left = FSL
(surcharge)

INTERMEDIATE ELEMENTS



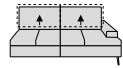
NL75K
large sofa without
armpart w/ seat depth
adj.

150/100/85/43
**leg rest fct. right =
FSR** (surcharge)
legrest fct. left = FSL
(surcharge)

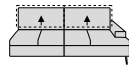
ELEMENTS WITH ARMPART RIGHT



ML75R
element with arm-
part w/ seat depth adj.



NL75R
large sofa with arm-
part w/ seat depth adj.



NL85R
large sofa with arm-
part w/ seat depth adj.

99/100/85/43
**leg rest fct. right =
FSR** (surcharge)

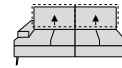
174/100/85/43
**leg rest fct. right =
FSR** (surcharge)
legrest fct. left = FSL
(surcharge)

194/100/85/43
**leg rest fct. right =
FSR** (surcharge)
legrest fct. left = FSL
(surcharge)

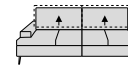
ELEMENTS WITH ARMPART LEFT



ML75L
element with arm-
part w/ seat depth adj.



NL75L
large sofa with arm-
part w/ seat depth adj.



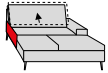
NL85L
large sofa with arm-
part w/ seat depth adj.

99/100/85/43
legrest fct. left = FSL
(surcharge)

174/100/85/43
**leg rest fct. right =
FSR** (surcharge)
legrest fct. left = FSL
(surcharge)

194/100/85/43
**leg rest fct. right =
FSR** (surcharge)
legrest fct. left = FSL
(surcharge)

END ELEMENTS RIGHT



K110R
one arm chaise w/
seat depth adj.

137/164/85/43

CORNER ELEMENTS



ELF
pointed corner with
seat depth- and arm-
part adjustment

98/98/85/43

ACCESSORIES



U110K
plug-in headrest for
110 cm seat

88/19/25/0



UN110
lumbar pillow for 110
cm seat

100/9/36/0



UN75.
lumbar pillow for 75
cm grid

70/9/36/0



U75K
plug-in headrest for
75 cm grid

58/19/25/0



UN85.
lumbar pillow for 85
cm grid

80/9/36/0

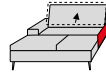


U85K
plug-in headrest for
85 cm grid

68/19/25/0

Z
base leg

END ELEMENTS LEFT



K110L
one arm chaise w/
seat depth adj.

137/164/85/43

OTTOMANS



G75
ottoman

75/59/44/44



Flexible seat depth

With most elements, the back can be moved backwards to increase the seat depth. This also changes the backrest inclination and total depth.



Flexible plug-in headrests

The headrests with joint can be inserted into the opening between the back body and the back cushions individually.



Put your feet up in comfort

All sofas can be fitted with electric legrests per seat at an extra charge. See type overview, item no. FSR/FSL.



Contrasting thread

In some leather and fabric colours this model can be supplied with a contrasting-coloured thread, at no surcharge.

ORDER INFORMATION

Back sides of sofas:

All pieces are genuinely upholstered at the back.

Connecting sides:

For a surcharge, the connecting sides can be supplied in the original cover instead of stretch fabric.

Positioning diagram:

Please send us a positioning diagram, depending on the different variations available. The connecting sides got marked in red for some elements in the type guide.

Base leg Z:

If elements and sofas without or with 1 armpart are to be placed directly against elements or sofas without or with 1 armpart, a base leg Z is required and must be ordered.

Seam appearance:

Decorative, felled or double seams may appear different in fabric and leather versions. For manufacturing reasons, seams may be left out of the fabric version or replaced with simple seams.

All of the dimensions given are approximate dimensions in cm in width/depth/height/seat height. We reserve the right to make changes. The standard for articles with seat depth adjustment is the depth with the back standing at the front position. Seat depth: ca. **60 cm**

Seat depth K110R/L: approx. **123 cm**

Seat depth ELF: approx. **68 cm**

Seat depth with function seat depth adjustment: approx. **80 cm**

Seat depth with legrest function: approx. **97 cm**

Seat depth K110R/L incl. seat depth adjustment

function: approx. **143 cm**

ELF seat depth with seat depth adjustment

function: approx. **88 cm**

Recommended wall distance: approx. **20 cm**

Recommended wall-distance incl. headrest:

approx. **35 cm**

Please note: If the seat depth adjustment is set to the rear, the backrest inclination also changes!

Total depth with legrest function: approx. **139 cm**

Seat depth with seat depth adjustment and legrest function: approx. **117 cm**

Total depth with legrest function and seat depth adjustment: approx. **156 cm**

Overall height with headrest: approx. **100 cm**

Armpart width: approx. **25 cm**

Armpart depth K110R/L: approx. **98 cm**

Armpart height: approx. **56 cm**

Note on upholstery construction:

Ticking cushions have been used in the seat and back. This can lead to the marking of individual chambers and is a typical feature of the product.

Especially casual upholstery:

The upholstery is especially casually processed to create a certain appearance with a super soft surface. The covers may already show a pronounced wavy appearance on delivery, which is intentional due to the design and construction and may become even more pronounced with use. This is not a quality defect, but a model-related characteristic.

Please note:

Special designs may be made on some elements in return for an extra charge. Please

consult us. We are happy to make your dreams come true.

Contrasting thread:

This model is available in leather and some fabric colours with contrasting colour thread at no extra charge. You will find the specified colours in our fabric/leather trolley. Please state the no., otherwise tone-in-tone will be delivered.

Delivery when ordering the optional legrest function:

If the legrest function is ordered for surcharge FSR/FSL, it is delivered separately with the group and assembled on site. **The legrest does not serve as a seat.** Please note.

W.SCHILLIG

www.schillig.com



vincenzo

26500

LEGS



metal leg **different metal colours**

F S1



metal leg

F W4

Metal colours:

Some of the metal legs are available in different metal colours. Please indicate the colour when ordering.

Powder-coated:

The colours M21 silver, M56 bronze and M99 black are powder-coated.

Legs and floor protection:

With slim furniture legs with a small gliding surface, there is increased pressure on the floor. We recommend fitting glides or an underlay to protect against scratches and

pressure marks on sensitive floors.

AVAILABLE METAL COLOURS




high-gloss
chrome

M20



silver

M21



bronze

M56



black

M99

ORDER CHECKLIST

- Structure and cover
- Footrest (surcharge)
- Leg design
- Metal colour for legs
- Ottomans & Accessories
- Positioning diagram
- Contrasting thread



W.SCHILLIG

LIVING EXAMPLES

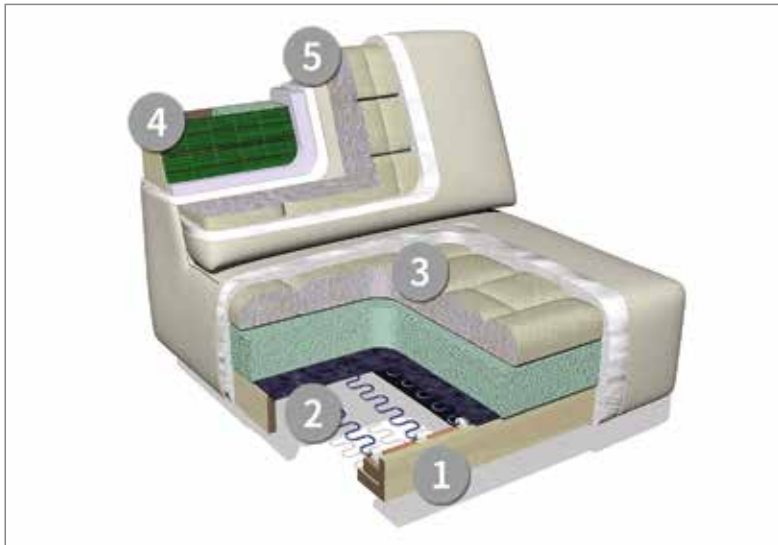


NL85L-ELF-NL85R
corner combination

292/292/85/43

Cover: Z84/21 fango

UPHOLSTERED FURNITURE FRAME STRUCTURE



The design of the cross section shown here does not correspond to the model on this page of the catalogue.

- 1. Frame** – beech wood structure; back: metal construction
- 2. Seat suspension** with permanently elastic wave springs
- 3. Seat upholstery structure** of ergo-PUR-foam and a high quality mix of polyester fibres and foam rods, filled in boxes
- 4. Back suspension** with upholstery strap and ergoPUR-foam
- 5. Back upholstery structure** of ergo-PUR-foam and a high quality mix of polyester fibres and foam rods, filled in boxes, diolen cover

www.schillig.com



UPHOLSTERED FURNITURE QUALITY

Upholstered furniture from passion.

For almost 75 years, this passion has led to the creation of high-quality and special pieces of furniture and designer furniture - sofas that combine elegant and contemporary design with first-class comfort. We stand for craftsmanship, trend-setting ideas, appealing design and know-how from Germany. The result is upholstered furniture with guaranteed first-class comfort and attention to detail. When selecting the materials used, we pay attention to sustainability and the conservation of resources.

- Traditional craftsmanship down to the last detail
- High-quality, environmentally friendly materials
- Careful & precise workmanship
- Cooperation with renowned furniture designers
- Production according to DIN & RAL quality guidelines of the Deutsche Gütegemeinschaft Möbel e.V.
- Regularly tested product quality „Made in Germany“
- Development at the Upper Franconian location in Ebersdorf near Coburg
- Carefully selected fabric and leather cover collections in many colours for a wide range of requirements.



quality
Made in Germany

W.SCHILLIG GmbH & Co. KG
Am Weinberg 20 - 22
96237 Ebersdorf bei Coburg
GERMANY
Telephone: +49 9562 37-0
Telefax: +49 9562 37-500
E-Mail: info@schillig.de


W.SCHILLIG